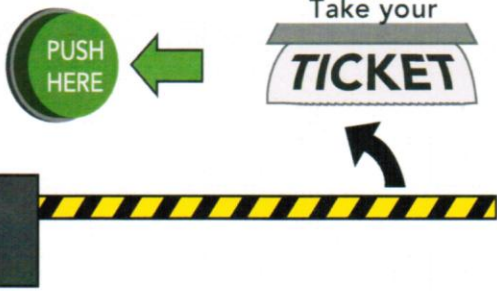
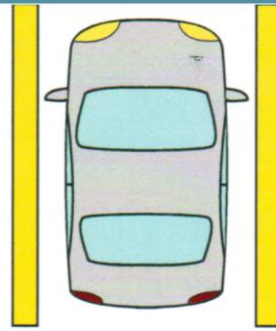


1



Proceed to the Entrance Parking Gate and press the green button to dispense your ticket.

2



Once the gate opens, continue to a parking space.

3



Hold on to your ticket, as you will need it to exit the parking lot.

4



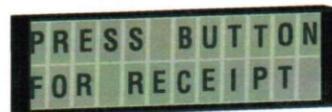
Once you are ready to leave, proceed to the Pay-On-Foot Station, located on the basement level by the entrance of the building.



The monitor will prompt you to insert your ticket.



The video monitor will display the fee owing, if you are parked for more than 2 hours.



The video monitor will prompt you to press a button for your receipt, should you require one.



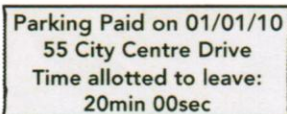
Should you lose your ticket, you will need to press the Lost Ticket Button. Please note you will be charged for the maximum cost for parking \$5.00.



The Pay-On-Foot Station accepts Coins, Bills or Credit Card.



Transaction receipts and any change owing will be dispensed into the labeled tray at the bottom of the Pay Terminal.



Please make note of the allotted time given to proceed to your car and advance to the Exit Terminal.

5



Once at the terminal, insert your ticket. If you have followed all the instructions above correctly, the gate arm will open to permit your vehicle to exit.

